


AVVOLGIBILE IN ALLUMINIO COIBENTATO
CON POLIURETANO MEDIA DENSITÀ

AR - 37

SERIE ROLLITA



3 ASSICURAZIONI INCLUSE

CARATTERISTICHE TECNICHE

DIMENSIONE PROFILO	8 x 37 mm
SPESSORE ALLUMINIO	0,28 mm
PESO PER mq	ca 2,75 Kg
BARRE PER 1 mt DI ALTEZZA	27
LARGHEZZA MASSIMA	3000 mm
ALTEZZA MASSIMA	2500 mm
SUPERFICIE MASSIMA	4,50 mq
CONF. STD	50 barre da 6,5 ml

La tapparella standard è composta da stecche tutte asolate, attacco al rullo, tappi conici di arresto e terminale in alluminio estruso non forato (TE7X56).

VARIANTI TELO



STANDARD CON TAPPO
LATERALE SPILLATO

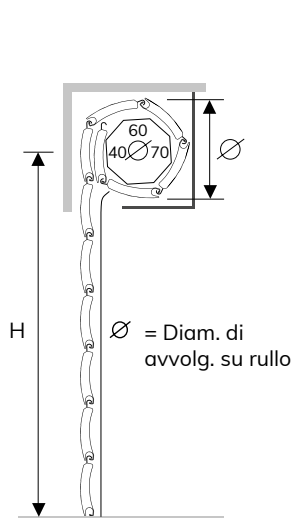
Verificare il raggruppamento colori nell'elenco sottostante e/o nella pagina della mazzetta colori.

G1: colori 10, 11, 15

G3: colori 29, 42, 31, 33, 34, 44, 95, 81, 46

G6: colori 38, 39

*minimo di fatturazione per gli avvolgibili solo telo: 1,50 mq
Mazzetta colori pag. 118



Su rullo ø 40 mm
H telo -> diametro

1000 -> 124
1200 -> 124
1400 -> 138
1600 -> 138
1800 -> 152
2000 -> 152
2200 -> 166
2400 -> 166
2500 -> 166

Su rullo ø 60 mm
H telo -> diametro

1000 -> 130
1200 -> 140
1400 -> 140
1600 -> 154
1800 -> 154
2000 -> 168
2200 -> 168
2400 -> 176
2500 -> 182

Su rullo ø 70 mm
H telo -> diametro

1000 -> 136
1200 -> 136
1400 -> 142
1600 -> 150
1800 -> 154
2000 -> 164
2200 -> 164
2400 -> 176
2500 -> 176

PROFILO



UNIBOX ø 40 mm
dim. cassetto -> H luce

137 -> 1480
150 -> 1810
165 -> 2250
180 -> 2500
205 -> -

UNIBOX ø 60 mm
dim. cassetto -> H luce

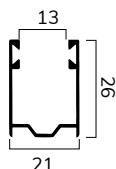
137 -> 1110
150 -> 1510
165 -> 1990
180 -> 2440
205 -> 2500

misure in mm

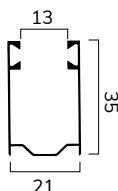
misure in mm

misure in mm

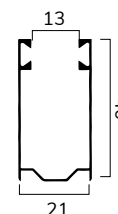
GUIDE COMPATIBILI DA UTILIZZARE CON SP35NOR



GE26X21

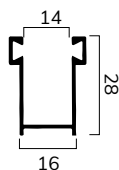


GE35X21

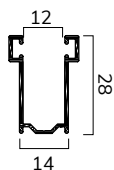


GE40X21

GUIDE PER SOSTITUZIONE



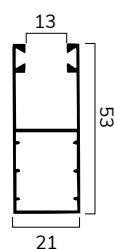
GE28X16



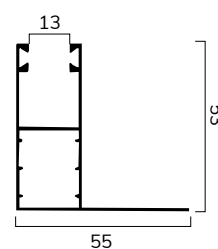
GS28X14*

GUIDE PER CASSONETTI IN ALLUMINIO

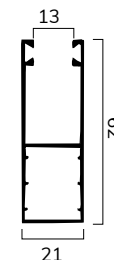
MINI CASSONETTO



GE53X21



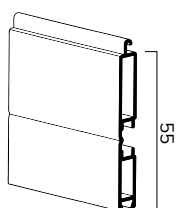
GE53X21A



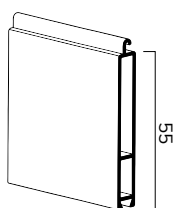
GE62X21

* da utilizzare solo con SP35NOR.

TERMINALI COMPATIBILI

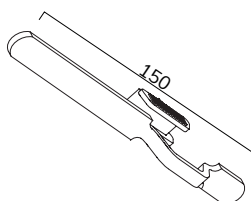


in allum. 55 mm
TE7X56



in allum. 55 mm
TE7X56U
(avvolg. interno/esterno)

CATENACCIOLI




catenacciolo di sicurezza in acciaio solo per TE7X56
CA42AC 15cm
CA42AC50 50cm
CA42AC100 100cm

ATTACCHI COMPATIBILI



5001



blocco di sicurezza anti-sollevamento
Ø40 - 60 - 70 mm
SEC40 - SEC60 - SEC70


COLORI AVVOLGIBILI

AR - 37

G1



10 9016 BIANCO



11 RAL 9010



15 RAL 1015 AVORIO

G3



29 BEIGE



42 RAL 6005 VERDE



31 RAL 7038 GRIGIO



33 METALLIZZATO



34 MARRONE



44 RAL 8019 MARRONE



95 RAL 7043 GRIGIO TRAFF.



81 RAL 7016 GRIGIO ANT.




46 BRONZO

G6



38 FINTO LEGNO CHIARO



39 FINTO LEGNO SCURO

