

AVVOLGIBILE IN ALLUMINIO COIBENTATO
CON POLIURETANO MEDIA DENSITÀ

U - 55

SERIE ROLLITA



3 ASSICURAZIONI INCLUSE

CARATTERISTICHE TECNICHE

DIMENSIONE PROFILO	12 x 55 mm
SPESSORE ALLUMINIO	0,30 mm
PESO PER mq	ca 3,1 Kg
BARRE PER 1 mt DI ALTEZZA	18,2
LARGHEZZA MASSIMA	4200 mm
CONF. STD	30 barre da 6,5 ml

La tapparella standard è composta da stecche tutte asolate, attacco al rullo, tappi conici di arresto e terminale in alluminio estruso non forato (TS12x55).

VARIANTI TELO



STANDARD TAPPO
LATERALE SPILLATO



CON TAPPO LATERALE
DI PROTEZIONE
(CON LARGHEZZA
MINIMA GUIDA 17 mm)

Verificare il raggruppamento colori nell'elenco sottostante e/o nella pagina della mazzetta colori.

G1: colori M01, M45, M19, M49, M77

G2: colori M36, M03, M68

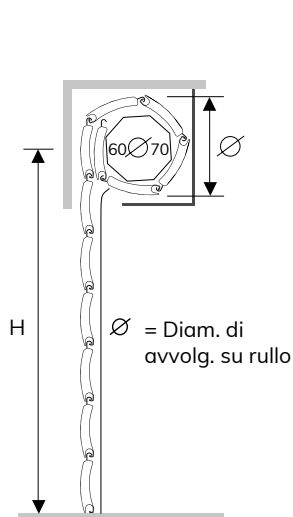
G3: colori M55, M46, M56, M08, M32, M04, M02, M09, M38, M21, M86,
M54, M47, M42, M44, M33, M27, M12, M05, M48, M07, M06,
M16, M26, M25, M00, M65, M69, M75, M73

G4: colori M13, M14, M53, M31, M15

G5: colori M24, M22, M20, M23

G6: colori M18, M28, M10, M17, M61, M11, M29, M35, M51, M40, M30,
M62, M50, M60, M39, M52, M34, M37, M66

*minimo di fatturazione per gli avvolgibili solo telo: 1,20 mq
Mazzetta colori pag. 108 - 109



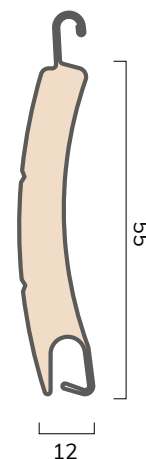
Su rullo Ø 60 mm

H telo -> diametro

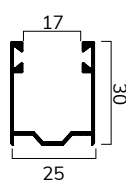
- 1000 -> 145
- 1200 -> 150
- 1300 -> 155
- 1400 -> 160
- 1500 -> 165
- 1600 -> 170
- 1700 -> 175
- 1800 -> 175
- 1900 -> 180
- 2000 -> 185
- 2200 -> 190
- 2400 -> 190
- 2600 -> 200
- 2800 -> 205
- 3000 -> 210
- 3300 -> 220

misure in mm

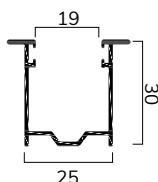
PROFILO



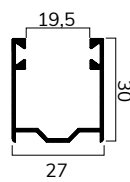
GUIDE COMPATIBILI DA UTILIZZARE CON SP35MAG



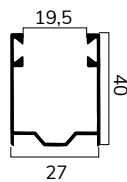
GE30X25*



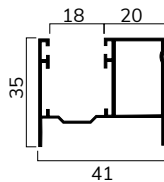
GE30X25A*



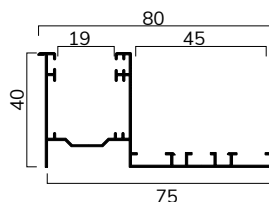
GE30X27



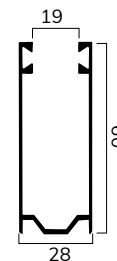
GE40X27



GE35X41



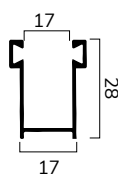
GE40X75



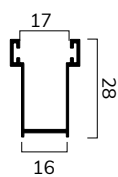
GE60X28

* da utilizzare con SP35NOR.

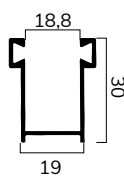
GUIDE PER SOSTITUZIONE



GS28X17*



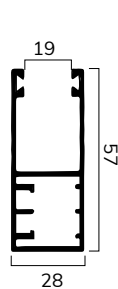
GS28X16**



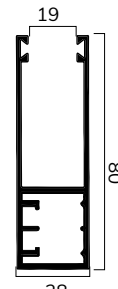
GE30X19

GUIDE PER CASSONETTI IN ALLUMINIO

MINI CASSONETTO

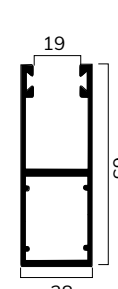


GG57X28

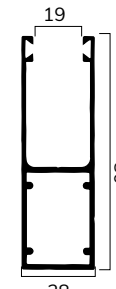


GE80X28

MAXI CASSONETTO



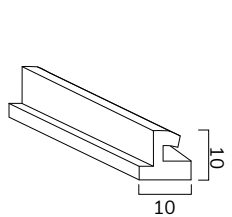
GG65X28



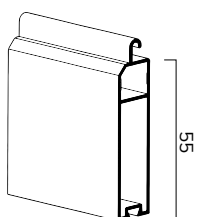
GE458028

* da utilizzare con SP35NOR. **da utilizzare con spazzolino SP4.8x4

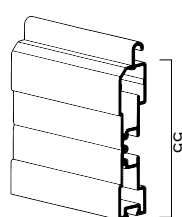
TERMINALI COMPATIBILI



in gomma
10 x 10 mm
GT10X10

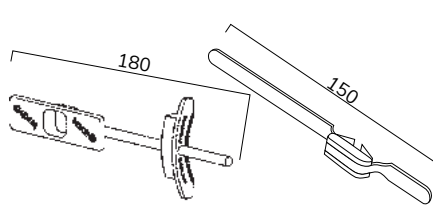


in allum. 55 mm
TS12X55U
(avvolg. interno/esterno)



in allum. 55 mm
TS12X55

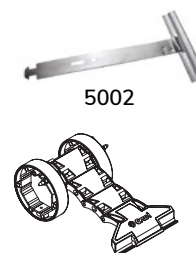
CATENACCIOLI



caten. intermedio di
sicurezza per stecca
CAT-INT

catenacciolo
per terminale
CA42AC 15cm
CA42AC50 50cm
CA42AC100 100cm

ATTACCHI COMPATIBILI




blocco di sicurezza
anti-sollevamento
Ø60 - 70 mm
SEC60 - SEC70


COLORI AVVOLGIBILE

U - 55, SU -155 HD, AN - 55


G1




M01 BIANCO RAL 9010




M45 BIANCO PAPIRO



M19 PANNA RAL 1013



M49 RAL 1015




M77 RAL 9016


G2



M36 GRIGIO RAL 7035



M03 GRIGIO RAL 7036




M68 RAL 9001

G3



M55 RAL 7047



M46 GRIGIO MEDIO



M56 RAL 7004



M08 AVORIO



M32 SABBIA




M04 BEIGE RAL 1019



M38 BRONZO SCURO



M21 MARR. CIOCCOLATO
RAL 8017



M47 GRIGIO RAL 7001



M42 GRIGIO RAL 7016



M02 ARGENTO RAL 9006



M09 BRONZO




M27 VERDE PISELLO RAL 6021



M12 VERDE OLIVA RAL 6011



M86 GRIGIO RAL 7044



M54 RAL 7038



M07 TESTA DI MORO RAL 8019



M06 ROSSO MATTONE
RAL 3009



M44 RAL 9007



M33 VERDE ACQUA



M25 TERRACOTTA RAL 8003



M00 RAL 9005



M05 VERDE RAL 6005



M48 RAL 8014



M75 GRIGIO RAL 7021



M73 GRIGIO RAL 7039



M16 BORDEAUX RAL 3005



M26 OCRA



M65 RAL 6009



M69 SALMONE

È stata riportata la migliore rappresentazione possibile dei colori nella nostra collezione. Differenze tra questi colori ed i colori del campionario non sono contestabili.


COLORI AVVOLGIBILE

U - 55, SU - 155 HD, AN - 55

G4



M13 VERDE BRILLANTE
RAL 6029



M14 ROSSO VIVO RAL 3003



M53 ROSSO PORPORA
RAL 3004



M31 CELESTE



M15 AZZURRO RAL 5015

G5



M24 GRIGIO RAFFAELLO



M22 VERDE RAFFAELLO



M20 ROSSO RAFFAELLO



M23 MARRONE RAFFAELLO

G6



M18 LEGNO DOUGLAS



M28 LEGNO CILIEGIO



M10 LEGNO CHIARO



M17 LEGNO ROVERE



M61 LEGNO 809




M11 LEGNO SCURO



M29 LEGNO CHIARO FIAMM.



M35 LEGNO OLMO



M51 LEGNO EUROPA



M40 LEGNO CEDRO




M30 LEGNO SCURO FIAMM.



M62 BIANCO RENOLIT



M50 RENOLIT MIELE



M60 GOLDEN OAK 7




M39 LEGNO NOCE



M52 LEGNO NODOSO



M34 LEGNO PINO



M37 LEGNO CASTAGNO



M66 LEGNO RENOLIT